

Analytical and Numerical Solutions of Boundary Value Problems for the Regularized 13 Moment Equations

Henning Struchtrup, Peyman Taheri, and Anirudh Rana

Dept. of Mechanical Engineering, University of Victoria, PO Box 3055 STN CSC, Victoria BC V8W 3P6, Canada, e-mail: struchtr@uvic.ca

Abstract. Classical hydrodynamics—the laws of Navier-Stokes and Fourier—fails in the description of processes in rarefied gases. For not too large Knudsen numbers, extended macroscopic models offer an alternative to the solution of the Boltzmann equations. Analytical and numerical solutions show that the regularized 13 moment equations can capture all important linear and non-linear rarefaction effects with good accuracy.

Keywords: Rarefied gas flows, Microflows, Slip flow, Regularized 13-moment equations

PACS: 51.10.+y, 47.10.ab, 47.45.Gx, 05.70.Ln

INTRODUCTION

The accurate simulation of gas flows in microdevices requires effective transport models that allow for fast and accurate solutions of gas microflows. Classical gas flows have small Knudsen numbers (ratio between average mean free path and length scale of the flow), and can be described by the equations of classical hydrodynamics, i.e., the laws of Navier-Stokes and Fourier (NSF). For gas microflows, however, the Knudsen number is not sufficiently small to guarantee the validity of the NSF equations, and the processes must be modelled with more detailed theories.

The NSF equations solve for the macroscopic quantities mass density $\rho(x_k, t)$, velocity $v_i(x_k, t)$ and temperature $T(x_k, t)$, at all locations x_k and all times t . The Boltzmann equation [1, 2], which gives the detailed microscopic description of gas flows at all Knudsen numbers, is an equation for the particle velocity distribution $f(x_k, t, c_k)$, the interesting macroscopic quantities, e.g., ρ, v_i, T , follow from suitable averaging over the particle velocity c_k .

The NSF equations can be derived from the Boltzmann equation in the limit of sufficiently small Knudsen numbers [1, 2]. There are several methods to derive macroscopic equation systems that go beyond the capabilities of the NSF equations to describe rarefied gas flows. We shall show that, with some limitations, certain extended transport models are able to describe rarefied gas flows with Knudsen numbers $\text{Kn} \lesssim 1$ with sufficient accuracy.

Outside the hydrodynamic regime, that is for $\text{Kn} \gtrsim 0.01$, many interesting phenomena—rarefaction effects, which do not arise in standard hydrodynamics—are found in experiments, and from the Boltzmann equation. The touchstone for any extended transport model is its capability to describe as many of these as possible. Some significant rarefaction phenomena are: (a) heat flux in flow direction without temperature gradient [3]; (b) non-constant pressure profile in Couette and Poiseuille flows [4]; (c) in Poiseuille flow the mass flow exhibits a minimum for Knudsen numbers around unity [5–7] and (d) there is a characteristic dip in the temperature profile [4]; (e) transpiration flow, that is flow induced by a temperature gradient in the wall [7]; (f) Knudsen boundary layers at the walls [2]; (g) phase speed and attenuation of high frequency sound waves differ from the prediction of classical hydrodynamics [8]; (h) the detailed structure of shock waves cannot be reproduced by classical hydrodynamics [9].

The earliest derivation of the Navier-Stokes and Fourier laws from the Boltzmann equation used the Chapman-Enskog (CE) expansion to first order in the Knudsen number [1]. The application of the CE method to higher orders gives the Burnett [10] and super-Burnett equations [1, 2], which are unstable in time dependent problems [11]. Moreover, the Burnett equations lack a complete set of boundary conditions, and they are not appropriate for Knudsen layers [2]. For a detailed review of the literature on Burnett-type equations see [12].

In Grad's moment method the space of macroscopic variables is extended by including stress tensor σ_{ij} , heat flux vector q_i , and other moments of the distribution function [13, 14]. The resulting equations are stable [2], and, if the number of variables is sufficiently large, can describe Knudsen layers [15]. The Grad method does not state how many, and which, variables are required for flows with a given Knudsen number. While Grad provided a theory of boundary conditions for his equations [13], only few solutions of boundary value problems are available in the literature [16].

Since 2003 we are involved in the development and evaluation of the regularized 13 moment (R13) equations which are of third order in the Knudsen number, i.e., of super-Burnett order [9, 14, 17–19]. Their rational derivation from the Boltzmann equation [2, 18, 19] combines elements of the CE and Grad methods with new ideas, and the equations combine the benefits of Grad and Burnett-type equations, while omitting their problems. The R13 equations are linearly stable [2, 18, 19]; give accurate predictions for phase speeds and damping of ultrasound waves [2, 18]; give smooth shock structures for all Mach numbers [9]; exhibit Knudsen boundary layers [18]; are furnished with a complete theory of boundary conditions [20, 21]; and obey an H-theorem for the linear case [22].

With this, the R13 equations currently represent the most successful extended hydrodynamic model at Burnett or super-Burnett order. They give reliable results for Knudsen numbers up to $\text{Kn} \lesssim 0.5$. While the model was developed for 13 moments, all ideas (derivation, boundary conditions, numerical methods, ...) can be applied to larger moment numbers. This extends the validity of the model to larger Knudsen numbers [2]; Gu and Emerson have developed and solved the R26 moment equations which give reliable results up to $\text{Kn} \lesssim 1.0$ [23, 24].

A particularly important feature of the R13 and R26 equations is that they are accessible to analytical solutions of boundary value problems, even for somewhat non-linear processes [22, 25–29]. Moreover, suitable numerical methods allow their fast solution for steady state problems by avoiding time stepping into equilibrium [20].

In the remainder of the paper we give an overview over our ongoing work on the equations. We will focus on solutions for particular problems, and comparison to benchmark solutions obtained from kinetic theory. For theoretical background and additional references the reader is referred to the cited literature.

R13 EQUATIONS

While we shall also present solutions of the R13 equations in cylindrical geometry, in order to save space, we show them only in standard rectangular coordinates, and we shall only consider the equations for Maxwell molecules [2, 18, 19]. The R13 equations consist of the conservation laws for mass, momentum and energy, ($\frac{D}{Dt} = \frac{\partial}{\partial t} + v_k \frac{\partial}{\partial x_k}$ – convective derivative, $\theta = \frac{k}{m}T$ – temperature in energy units, $p = \rho\theta$ – pressure)

$$\frac{D\rho}{Dt} + \frac{\partial \rho v_k}{\partial x_k} = 0, \quad \rho \frac{Dv_i}{Dt} + \frac{\partial p}{\partial x_i} + \frac{\partial \sigma_{ik}}{\partial x_k} = 0, \quad \frac{3}{2}\rho \frac{D\theta}{Dt} + \frac{\partial q_k}{\partial x_k} = -(p\delta_{ij} + \sigma_{ij}) \frac{\partial v_i}{\partial x_j}. \quad (1)$$

These are extended by full moment equations for stress and heat flux (indices in angular brackets indicate trace-free symmetric tensors, $\sigma_{kk} = 0$),

$$\frac{D\sigma_{ij}}{Dt} + \sigma_{ij} \frac{\partial v_k}{\partial x_k} + \frac{4}{5} \frac{\partial q_{\langle i}}{\partial x_{j\rangle}} + 2\sigma_{k\langle i} \frac{\partial v_{j\rangle}}{\partial x_k} + \frac{\partial m_{ijk}}{\partial x_k} + \underline{2p \frac{\partial v_{\langle i}}{\partial x_{j\rangle}}} = \underline{-\frac{p}{\mu} \sigma_{ij}}, \quad (2)$$

$$\begin{aligned} \frac{Dq_i}{Dt} + \frac{5}{2} \sigma_{ik} \frac{\partial \theta}{\partial x_k} + \theta \frac{\partial \sigma_{ik}}{\partial x_k} - \theta \sigma_{ik} \frac{\partial \ln \rho}{\partial x_k} + \frac{7}{5} q_k \frac{\partial v_i}{\partial x_k} + \frac{2}{5} q_k \frac{\partial v_k}{\partial x_i} \\ + \frac{7}{5} q_i \frac{\partial v_k}{\partial x_k} + \frac{1}{2} \frac{\partial R_{ik}}{\partial x_k} + \frac{1}{6} \frac{\partial \Delta}{\partial x_i} + m_{ijk} \frac{\partial v_j}{\partial x_k} - \frac{\sigma_{ij}}{\rho} \frac{\partial \sigma_{jk}}{\partial x_k} + \underline{\frac{5}{2} p \frac{\partial \theta}{\partial x_i}} = \underline{-\frac{2}{3} \frac{p}{\mu} q_i}. \end{aligned} \quad (3)$$

For small Knudsen numbers, these two equations reduce to the laws of Navier-Stokes and Fourier (underlined terms). For larger Knudsen numbers, the complete equations must be considered, together with constitutive equations for the higher moments Δ , R_{ij} , m_{ijk} . In Grad's classical 13 moment equations these vanish [13, 14], $\Delta|_G = R_{ij}|_G = m_{ijk}|_G = 0$.

For the R13 equations, the constitutive equations are obtained from higher order moment equations by careful consideration of the order of magnitude of all moments, and their influence in the conservation laws [2, 9, 18, 19],

$$\begin{aligned} \Delta &= -\frac{\sigma_{ij}\sigma_{ij}}{\rho} - 12\frac{\mu}{p} \left[\theta \frac{\partial q_k}{\partial x_k} + \theta \sigma_{kl} \frac{\partial v_k}{\partial x_l} + \frac{7}{2} q_k \frac{\partial \theta}{\partial x_k} - \underline{q_k \frac{\theta}{p} \frac{\partial p}{\partial x_k}} \right], \\ R_{ij} &= -\frac{4}{7} \frac{1}{\rho} \sigma_{k\langle i} \sigma_{j\rangle k} - \frac{24}{5} \frac{\mu}{p} \left[\theta \frac{\partial q_{\langle i}}{\partial x_{j\rangle}} + 2q_{\langle i} \frac{\partial \theta}{\partial x_{j\rangle}} + \frac{10}{7} \theta \sigma_{k\langle i} \frac{\partial v_{j\rangle}}{\partial x_k} - \underline{\frac{\theta}{p} q_{\langle i} \frac{\partial p}{\partial x_{j\rangle}}} \right], \\ m_{ijk} &= -2\frac{\mu}{p} \left[\theta \frac{\partial \sigma_{\langle ij}}{\partial x_{k\rangle}} + \sigma_{\langle ij} \frac{\partial \theta}{\partial x_{k\rangle}} + \frac{4}{5} q_{\langle i} \frac{\partial v_{j\rangle}}{\partial x_k} - \underline{\sigma_{\langle ij} \frac{\theta}{p} \frac{\partial p}{\partial x_{k\rangle}}} \right]. \end{aligned} \quad (4)$$

The appropriate phase density for the R13 equations is Grad's phase density for 26 moments, where the higher moments are replaced by the constitutive relations (4). The terms added to the original Grad 13 moment equations are of super-Burnett order, the CE expansion of the R13 equations reproduces the super-Burnett equations [2, 18]. For sufficiently small Mach numbers ($Ma \leq Kn$) the underlined terms in (4) contribute above the super-Burnett order, and must be removed.

BOUNDARY CONDITIONS

A detailed discussion of the derivation of boundary conditions for the R13 equations, including the question how many boundary conditions are required, is presented in [20]. The boundary conditions follow from the Maxwell boundary condition [2] for the Boltzmann equation and the phase density for the R13 equations as [20, 21]

$$\begin{aligned}
\sigma_{12} &= -\frac{\chi}{2-\chi} \sqrt{\frac{2}{\pi\theta}} \left[P(v_1 - v_1^W) + \frac{1}{5}q_1 + \frac{1}{2}m_{122} \right] n_2, \\
q_2 &= -\frac{\chi}{2-\chi} \sqrt{\frac{2}{\pi\theta}} \left[2P(\theta - \theta_w) - \frac{1}{2}PV^2 + \frac{1}{2}\theta\sigma_{22} + \frac{1}{15}\Delta + \frac{5}{28}R_{22} \right] n_2, \\
m_{112} &= -\frac{\chi}{2-\chi} \sqrt{\frac{2}{\pi\theta}} \left[\frac{1}{14}R_{11} + \theta\sigma_{11} - \frac{1}{5}\theta\sigma_{22} + \frac{1}{5}P(\theta - \theta_w) - \frac{4}{5}PV^2 + \frac{1}{150}\Delta \right] n_2, \\
m_{222} &= \frac{\chi}{2-\chi} \sqrt{\frac{2}{\pi\theta}} \left[\frac{2}{5}P(\theta - \theta_w) - \frac{3}{5}PV^2 - \frac{7}{5}\theta\sigma_{22} + \frac{1}{75}\Delta - \frac{1}{14}R_{22} \right] n_2, \\
R_{12} &= \frac{\chi}{2-\chi} \sqrt{\frac{2}{\pi\theta}} \left[P\theta(v_1 - v_1^W) - \frac{11}{5}q_1 - \frac{1}{2}\theta m_{122} - PV^3 + 6PV(\theta - \theta_w) \right] n_2.
\end{aligned} \tag{5}$$

Here, χ is the accommodation coefficient, v_1^W and θ_w are the velocity and temperature of the wall, n_2 is the wall normal, and $P = \rho\theta + \frac{1}{2}\sigma_{22} - \frac{1}{120}\frac{\Delta}{\theta} - \frac{1}{28}\frac{R_{22}}{\theta}$. Vanishing normal velocity, $v_2 = 0$, is already incorporated. These equations are appropriate for flow in plane channels, see [26, 29] for the expressions in cylindrical geometry.

The first two equations describe velocity slip and temperature jump at the wall, the other equations are jump equations for higher moments. For extended moment systems, e.g., the R26 equations, additional boundary conditions are obtained from the same set of arguments [23, 24]. Second order slip conditions for the Navier-Stokes-Fourier equations can be obtained from the above by appropriate consideration of the Knudsen number order of the various contributions [26, 27, 29].

BULK EFFECTS AND KNUDSEN LAYERS

The early publications on the R13 equations focused on boundary free problems, in particular (a) their linear stability [18]; (b) their agreement with measured phase speeds and attenuation of ultrasound waves [18, 19]; (c) their ability to predict smooth shock structures [9]. The evaluation of the linearized equations showed that, other than the Burnett-type equations, the R13 equations exhibit Knudsen boundary layers [2, 18].

The path to fitting-free solutions of boundary value problems was opened when Gu and Emerson applied Grad's ideas on boundary conditions to the R13 equations [21]. After the number of boundary conditions required for solution was clarified in [20], the door was open to solve the R13 equations for Couette and Poiseuille flow in flat and cylindrical geometries, for linear and non-linear transpiration flow, and some linear time dependent problems [25–29]. Corresponding results for the R26 equations in flat geometry are presented in [23, 24].

The R13 and R26 equations can be solved analytically, even for somewhat non-linear processes. As an example, we study force driven Poiseuille flow between infinite resting parallel plates of uniform temperature θ_w [25]. This flow is dominated by shear, and thus quadratic terms in shear related quantities such as shear stress and velocity gradients were kept in the R13 equations, while they were linearized else. The solutions for velocity, stress and temperature read

$$v_1 = \underline{C_1} - \frac{G_1 x_2^2}{2Kn} + \frac{3}{5}G_1 Kn - \frac{2}{5}C_3 \cosh \frac{\sqrt{5}x_2}{3Kn}, \quad \sigma_{12} = \underline{G_1 x_2}, \tag{6}$$

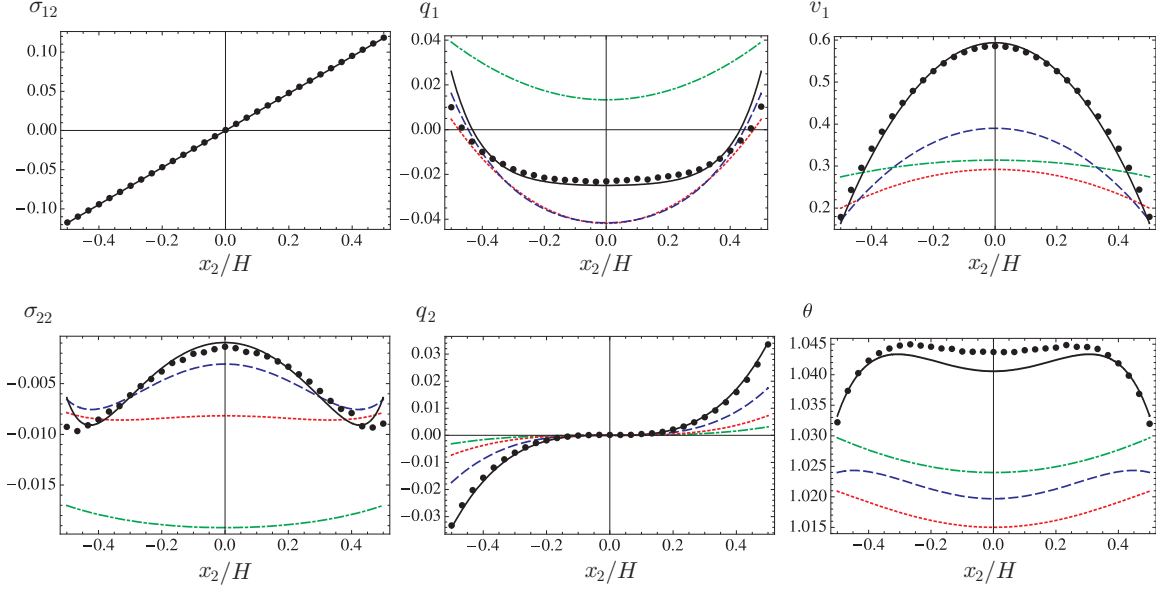


FIGURE 1. Force-driven Poiseuille flow with dimensionless force $G_1 = 0.2355$. Profiles are computed for $\text{Kn} = 0.072$ (solid line), 0.15 (dashed line), 0.4 (dotted line), and 1.0 (dash-dot line); circles are DSMC simulations for $\text{Kn} = 0.072$ [25].

$$\theta = \theta_w + C_2 - \frac{1}{45} \frac{G_1^2 x_2^4}{\text{Kn}^2} + \frac{488}{525} G_1^2 x_2^2 + C_3 \left[\frac{956}{375} G_1 \text{Kn} \cosh \frac{\sqrt{5} x_2}{3 \text{Kn}} + \frac{32 \sigma_{12}}{35 \sqrt{5}} \sinh \frac{\sqrt{5} x_2}{3 \text{Kn}} \right] - C_4 \frac{2}{5} \cosh \frac{\sqrt{5} x_2}{\sqrt{6} \text{Kn}}. \quad (7)$$

Here, all quantities are made dimensionless, G_1 is the force that drives the flow, and C_α are the integrating constants that are determined from the boundary conditions (5). Terms that would be present in the classical description of the process via the NSF equations are underlined.

The—un-underlined—rarefaction terms can be split into two groups: Knudsen layers, and bulk effects. All contributions with hyperbolic sine and cosine functions describe Knudsen layers, i.e., exponential decay away from the wall over few mean free paths. For small Knudsen numbers, the Knudsen layers are limited to the vicinity of the wall, but for larger Knudsen numbers they contribute to the flow anywhere in the domain. The other contributions are bulk effects, most of which are non-linear in the driving force G_1 . For small Knudsen numbers these terms can be ignored against the—underlined—hydrodynamic contributions, but for finite Knudsen numbers they contribute considerably.

In the equation for temperature θ the two terms $\frac{G_1^2}{45 \text{Kn}^2} [-x_2^4 + \frac{1464}{35} \text{Kn}^2 x_2^2]$ compete, which leads to a significant dip in the temperature curve. This dip can be found from analytical considerations of the Boltzmann equation and from its numerical solution [4]. The second term is a super-Burnett term, thus this phenomenon can only be captured by a macroscopic model that is accurate to super-Burnett order.

Figure 1, reprinted from [25] where the complete solutions can be found, shows plots for the relevant moments for a variety of Knudsen numbers. The comparison to DSMC simulations shows good agreement. We point out that the temperature θ and heat flux q_2 are governed by non-linear bulk effects, while the heat flux q_1 is governed by Knudsen layers only, and the normal stress σ_{22} curve results from the interplay of Knudsen layers and bulk effects. Thus, the figure gives good evidence that the R13 equations can describe both classes of rarefaction phenomena: Knudsen layers and (non-linear) bulk effects. Although there is no temperature gradient, there is a heat flux q_1 in flow direction, the mechanocaloric heat flux, which is well established in kinetic theory.

FLOW THROUGH CYLINDRICAL PIPES

Next, we present analytical solutions for the linearized and dimensionless equations that describe flow through cylindrical pipes under pressure or temperature gradients [29]. We focus on axial velocity, shear stress, and the heat

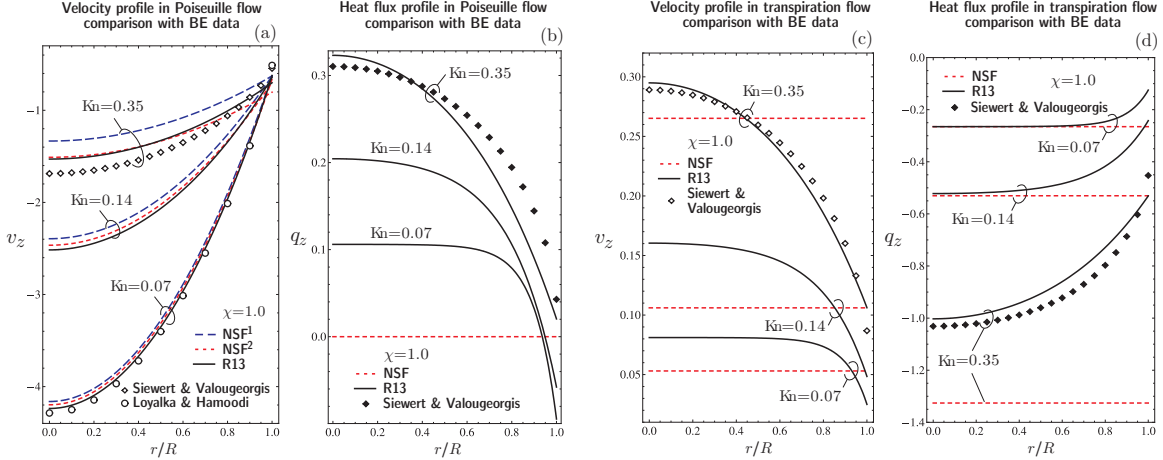


FIGURE 2. Radial distribution of velocity and heat flux in Poiseuille flow (a,b) and transpiration flow (c,d) for $\chi = 1$ and $\text{Kn} = \{0.07, 0.14, 0.35\}$. For Poiseuille flow, NSF with first-order slip condition (NSF¹), NSF with second-order slip condition (NSF²), and R13 equations with third-order boundary conditions (R13) are compared to the Boltzmann equation (BE) [30, 31]. For transpiration flow, NSF and R13 are compared to the Boltzmann equation (BE) [30, 31].

flux parallel to the flow.

For Poiseuille flow under a dimensionless pressure gradient \wp one finds [29]

$$v_z = \underline{C_1} + \frac{\wp}{4\text{Kn}} r^2 - \frac{2}{5} q_z, \quad \sigma_{rz} = \underline{-\frac{\wp}{2} r}, \quad q_z = C_2 J_0 \left(\sqrt{\frac{5}{9}} \frac{r}{\text{Kn}} \right) + \frac{3}{2} \text{Kn} \wp. \quad (8a)$$

For thermal creep flow under a dimensionless temperature gradient τ one finds [29]

$$v_z = \underline{C_1} - \frac{2}{5} q_z, \quad \sigma_{rz} = 0, \quad q_z = C_2 J_0 \left(\sqrt{\frac{5}{9}} \frac{r}{\text{Kn}} \right) - \frac{15 \text{Kn}}{4} \tau. \quad (9a)$$

Here, r is the dimensionless pipe radius, and C_1, C_2 are the integrating constants, which follow from the boundary conditions. As before, the underlined terms indicate the solution for the NSF equations. Due to the geometry, Knudsen layers are given by the zeroth-order Bessel function J_0 . In Poiseuille flow the term $\frac{3}{2} \text{Kn} \wp$ describes a higher-order bulk effect (heat flux without temperature gradient), while in transpiration flow we recognize the Fourier heat conduction forced by the axial temperature gradient τ . Figure 2 shows the radial distribution of velocity and heat flux for $\chi = 1$ and $\text{Kn} = \{0.07, 0.14, 0.35\}$.

Poiseuille flow: Plot (a) compares the velocity solution for R13 and NSF with linear Boltzmann equation (BE) data. For the small Knudsen number $\text{Kn} = 0.07$, all models show good agreement with the kinetic solution. As the Knudsen number increases, NSF with first-order slip condition yield unsatisfactory bulk solution. By predicting a larger slip, the second-order slip condition shifts the NSF solution towards the R13 and kinetic results. Compared to NSF with second-order slip condition, R13 shows better agreement with kinetic data near the wall. In Plot (b), the mechanocaloric heat flux q_z is compared to BE data. This heat flow, which points in opposite direction to mass flow, cannot be predicted by NSF.

Transpiration flow: Plot (c) compares the velocity solution with linear Boltzmann equation (BE) data. NSF yields a plug flow across the tube cross section, and drastically overestimates the mass and heat fluxes near the wall. In plot (d), the axial heat flux is compared to BE data. This heat flow is a superposition of Fourier heat flow, i.e., the NSF solution, and the mechanocaloric heat flow. R13, on the other hand, shows good agreement with DSMC.

When the pipe connects two reservoirs at different temperatures, the so-called thermomolecular pressure difference will establish between the reservoirs. In steady state, temperature and pressure gradients point into the same direction, but induce flows in opposite directions. R13 predicts the velocity

$$v_z = C_1 + \frac{\wp}{4\text{Kn}} r^2 - \frac{2}{5} \left[C_2 J_0 \left(\sqrt{\frac{5}{9}} \frac{r}{\text{Kn}} \right) + \frac{3}{2} \text{Kn} \wp - \frac{15}{4} \text{Kn} \tau \right]. \quad (10)$$

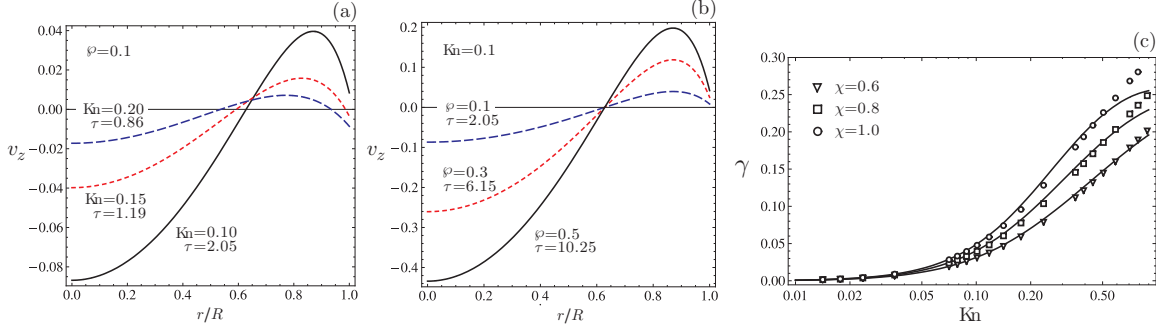


FIGURE 3. (a) and (b): Two-way velocity fields in simultaneous Poiseuille and transpiration flow, where pressure-driven flow occurs in the middle of the tube, and temperature-driven flow close to the boundary. Plot (c) shows the exponent of thermomolecular pressure difference γ , for the R13 equations compared to kinetic data [32].

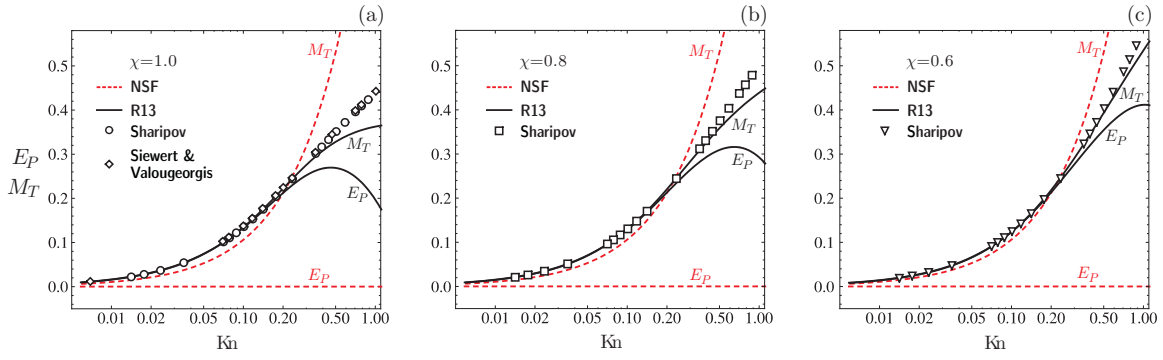


FIGURE 4. Validity of Onsager's reciprocity relation [29], $E_p = M_T$, is examined for NSF and R13. Solutions for $\chi = \{1.0, 0.8, 0.6\}$ over moderate Knudsen numbers are compared to Boltzmann equation data [30, 32].

Since the net mass flow rate is zero, $\int_0^1 v_z r dr = 0$, one finds a relation between φ , τ , and Kn ,

$$\tau = -\frac{2}{3} \frac{C_1}{\text{Kn}} + \frac{2}{5} \varphi - \frac{\varphi}{12 \text{Kn}^2} + \frac{8}{5\sqrt{5}} C_2 J_1 \left(\sqrt{\frac{5}{9}} \frac{1}{\text{Kn}} \right). \quad (11)$$

Figure 3 shows velocity profiles for $\chi = 1$. A two-way flow is formed in the tube, in which the pressure-driven flow is dominant in the center of the tube, while close to the wall thermal creep occurs in the opposite direction. In Plot (a) the dimensionless pressure gradient is $\varphi = 0.1$, while the values for Knudsen number are $\text{Kn} = \{0.1, 0.15, 0.2\}$. For a constant pressure gradient, when the Knudsen number increases, the required temperature gradient decreases. In Plot (b), the Knudsen number is constant, $\text{Kn} = 0.1$, and different pressure gradients are chosen $\varphi = \{0.1, 0.3, 0.5\}$.

The relation between pressures and temperatures in the reservoirs can be written as $\frac{p_2}{p_1} = \left(\frac{T_2}{T_1} \right)^\gamma$, where γ is the exponent of thermomolecular pressure difference. Figure 3(c) shows that the R13 equations yield γ in good agreement to linear kinetic data [32] for $\text{Kn} < 0.5$.

For steady state flows in the linear regime the Onsager reciprocity relation implies that energy flux due to pressure force, E_p , should be equal to the mass flux due to temperature force, M_T , that is $E_p = M_T$ (in dimensionless form)[34]. In Fig. 4 our R13 results for the thermal energy flow rate in Poiseuille flow, E_p , and the reduced mass flow rate in transpiration flow, M_T , are compared to kinetic data from [30, 32]. In the kinetic simulations reciprocity is valid for the entire range of Knudsen numbers. NSF fails to predict the mechanocaloric energy flux in Poiseuille flow, hence, the Onsager reciprocity relation is valid for the NSF system only when $\text{Kn} \rightarrow 0$. On the other hand, R13 gives good agreement up to $\text{Kn} \lesssim 0.25$.

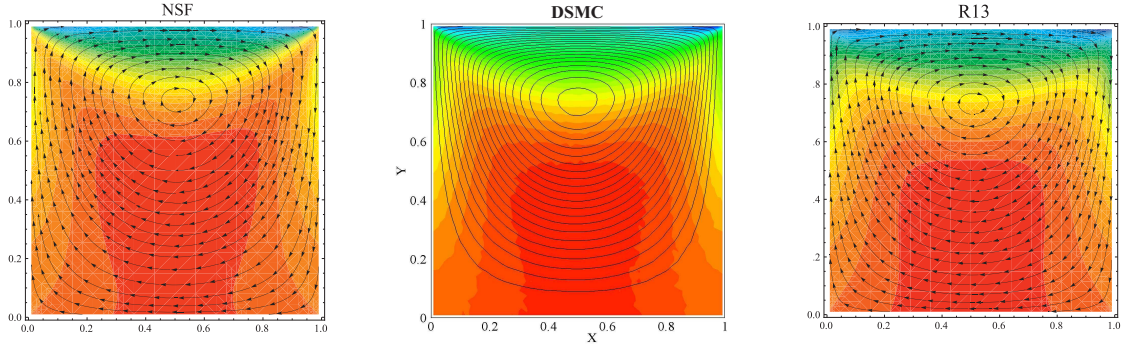


FIGURE 5. Cavity flow with $\text{Kn} = 0.1$: Velocity streamlines and shear stress contours for NSF, DSMC [33] and R13.

2D SIMULATIONS

Above we presented analytical solutions for linearized, or semi-linearized 1-D problems. Most flows of interest, however, are multidimensional, and require numerical solutions. We are currently developing a two-dimensional extension of the method used in [20], which solves the steady state R13 equations directly. By avoiding time stepping into steady state, the code allows for relatively fast solutions. A detailed account of the code, and the results obtained from it, will be presented elsewhere. Here we only show a preliminary result for lid driven cavity flow of argon at $\text{Kn} = 0.1$, with lid velocity $30 \frac{\text{m}}{\text{s}}$ and wall temperature 273K [33]. Figures 5 depicts velocity stream lines and shear stress contours, and Fig. 6 shows temperature contours and heat flux streamlines, for NSF (left) and R13 (right) in comparison to a DSMC solution (center) [33]. Clearly, the R13 equations show a good agreement to the details of the DSMC data, while the NSF result cannot reproduce these. With the un-optimized matlab code used on a standard PC with a 70×70 grid, the solution of the linearized R13 equations requires about 5 minutes, while the solution of the full non-linear R13 equations requires about 25 min. The presented R13 solution differs from that in [33], since there more boundary conditions than mathematically required were prescribed, which leads to spurious transition layers at the wall [20].

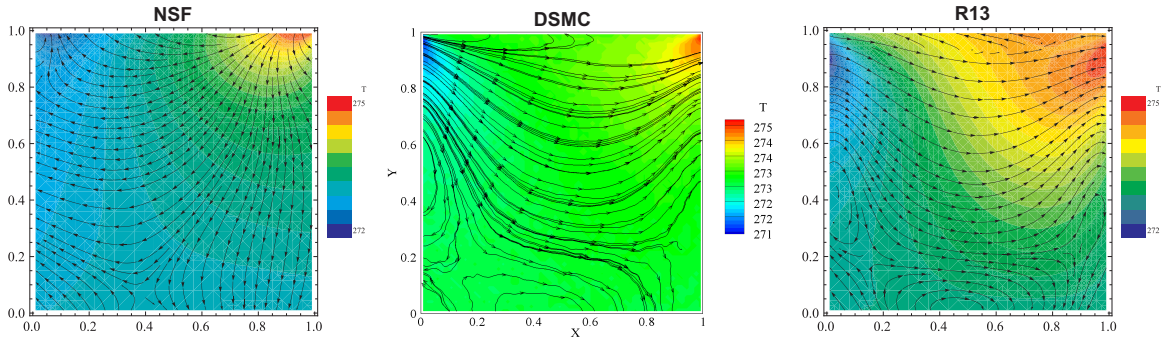


FIGURE 6. Cavity flow with $\text{Kn} = 0.1$: Temperature contours and heat flux streamlines for NSF, DSMC [33] and R13.

CONCLUSIONS AND OUTLOOK

The R13 equations are the smallest set of moment equations that describes Knudsen layer effects for the 13 variables $\{\rho, v_i, \theta, \sigma_{ij}, q_i\}$, moreover they are accurate to super-Burnett order in the bulk. They give accurate results for Knudsen numbers up to $\text{Kn} \lesssim 0.5$. Extending the number of moments adds more Knudsen layer contributions [15], and thus gives more accurate description of these, while it also increases the accuracy in the bulk to orders above super-Burnett. Accordingly, the R26 moment equations extend the range towards larger Knudsen numbers of up to $\text{Kn} \simeq 1.0$ [23, 24].

Increasing the moment number further, say to 45 or 71 moments [2], will yield better results, but this comes at the price of having to handle an even larger array of equations and boundary conditions. The aim of a moment system must be to obtain good results at reduced effort, which becomes more difficult for larger systems.

Models obtained from the Chapman-Enskog expansion, i.e., the Burnett and super-Burnett equations, fail to give Knudsen layers for all variables [2], they suffer from instabilities in time dependent problems [11], and are not accompanied by a full set of boundary conditions. While the equations can describe some of the rarefaction phenomena in the bulk, they have so many disadvantages that they cannot be considered as a reliable tool for the description of rarefied gas flows.

Reduced moment systems, like the R13 and R26 equations, describe Knudsen layers and bulk rarefaction effects well. These equations are stable, and are furnished with complete boundary conditions, and thus are accessible for a wide array of problems—as long as the Knudsen number of the process does not exceed the limit of validity for the respective set of equations. At present, the R13 and R26 moment equations, with their boundary conditions, are the only macroscopic models that can describe Knudsen layers and bulk effects with sufficient accuracy. The equations capture all thermal and kinematic rarefaction phenomena—linear and non-linear—at a fraction of the numerical cost of microscopic solvers.

Future work includes: (a) Fast numerical methods for complex geometries. (b) Inflow and outflow conditions for open systems. (c) Regularized moment equations for rarefied diatomic and polyatomic gases. (d) Regularized moment equations for rarefied mixtures. (e) A deeper understanding of the mathematical structure of the extended equations could contribute to the development of better numerical methods.

REFERENCES

1. M.N. Kogan, *Rarefied Gas Dynamics*. Plenum Press, New York 1969
2. H. Struchtrup, *Macroscopic Transport Equations for Rarefied Gas Flows*, Springer, Heidelberg 2005
3. A. Baranyai, D. J. Evans, and P. J. Daivis, *Phys. Rev. A* **46**, 7593-7600 (1992)
4. M. Tij and A. Santos, *J. Stat. Phys.* **76**, 1399-1414 (1994)
5. M. Knudsen, *Ann. Phys.* **333**, 75-130 (1909)
6. R.G. Deissler, *Int. J. Heat Mass Transfer* **7**, 681-694 (1964)
7. T. Ohwada, Y. Sone, and K. Aoki, *Phys. Fluids A* **1**, 2042-2049 (1989)
8. M. Greenspan, *J. Acoust. Soc. Am.* **28**, 644-648 (1956)
9. M. Torrilhon and H. Struchtrup, *J. Fluid Mech.* **513**, 171-198 (2004)
10. D. Burnett, *Proc. Lond. Math. Soc.* **40**, 382-435 (1936)
11. A.V. Bobylev, *Sov. Phys. Dokl.* **27**, 29-31 (1982)
12. L.S. García-Colín, R.M. Velasco, F.J. Uribe, *Physics Reports* **465**, 149-189 (2008)
13. H. Grad, *Comm. Pure Appl. Math.* **2**, 331-407 (1949)
14. H. Grad, *Principles of the Kinetic Theory of Gases*, in *Handbuch der Physik XII*, S. Flügge (Ed.), Springer, Berlin 1958
15. H. Struchtrup, *Physica A* **387**, 1750-1766 (2008)
16. W. Marques Jr. and G.M. Kremer, *Cont. Mech. Thermodyn.* **13**, 207-217 (2001)
17. I.V. Karlin, A.N. Gorban, G. Dušek, and T.F. Nonnenmacher, *Phys. Rev. E*, **57**(2), 1668-1672 (1998)
18. H. Struchtrup and M. Torrilhon, *Phys. Fluids* **15**, 2668-2680 (2003)
19. H. Struchtrup, *Phys. Fluids* **16**, 3921-3934 (2004)
20. M. Torrilhon and H. Struchtrup, *J. Comp. Phys.* **227** 1982-2011(2008)
21. X.J. Gu and D. Emerson, *J. Comp. Phys.* **225**, 263-283 (2007)
22. H. Struchtrup and M. Torrilhon, *Phys. Rev. Lett.* **99**, 014502 (2007)
23. X.J. Gu and D.R. Emerson, *J. Fluid Mech.* **636**, 177-216 (2009)
24. X.J. Gu, D.R. Emerson, and G.H. Tang, *Phys. Rev. E* **81**, 016313 (2010)
25. P. Taheri, M. Torrilhon, H. Struchtrup, *Phys. Fluids* **21**, 017102 (2009)
26. P. Taheri and H. Struchtrup, *Phys. Rev. E* **80**, 066317 (2009)
27. H. Struchtrup and M. Torrilhon, *Phys. Rev. E* **78**, 046301 (2008), Erratum: *Phys. Rev. E* **78**, 069903 (2008)
28. P. Taheri and H. Struchtrup, *Physica A*, in press (2010), doi:10.1016/j.physa.2010.03.050
29. P. Taheri and H. Struchtrup, submitted (2010)
30. C. E. Siewert and D. Valougeorgis, *J. Quant. Spectrosc. Radiat. Transf.* **72**, 531-550 (2002)
31. S.K. Loyalka and S.A. Hamoodi, *Physics of Fluids A* **2**, 2061-2065 (1990)
32. F. Sharipov, *J. Vac. Sci. Technol. A* **14**, 2627-2635 (1996)
33. S. Mizzi, *Extended Macroscopic Models for Rarefied Gas Dynamics in Micro-sized Domains*, Thesis, University of Strathclyde 2008
34. F. Sharipov, *Physica A* **203**, 457-485 (1994)